

Applicable Model

S562

Drawing Title

Indoor Monitor Panel

Drawing Unit

mm

Drawing Scale

Not to scale

**DRAFT
CHANGE TO
SUBJECT**

Last Revised


Nov 22, 2023

Drawing Version


V1.0

Page

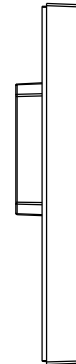
1 of 3



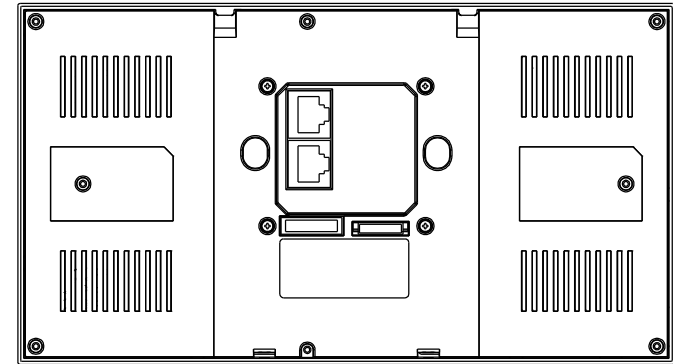
⑥ **BOTTOM VIEW**




① **FRONT VIEW**



③ **LEFT VIEW**



④ **BACK VIEW**



⑤ **TOP VIEW**

② **RIGHT VIEW**

Applicable Model

S562

Drawing Title

Wall Mounting Bracket

Drawing Unit

mm

Drawing Scale

Not to scale

**DRAFT
SUBJECT TO
CHANGE**

Last Revised


Nov 22, 2023

Drawing Version

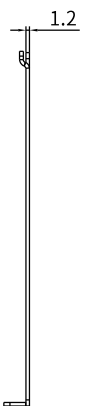
V1.0

Page

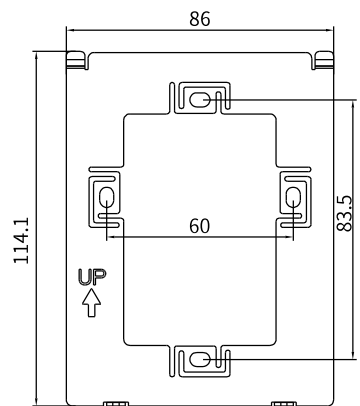
2 of 3



⑥ **BOTTOM VIEW**



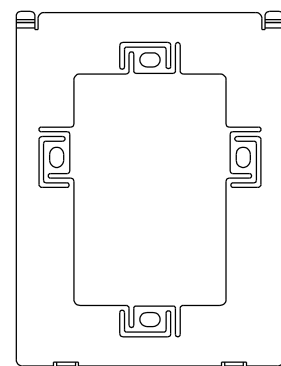
② **RIGHT VIEW**




① **FRONT VIEW**




③ **LEFT VIEW**



④ **BACK VIEW**



⑤ **TOP VIEW**




① INDOOR MONITOR PANEL FRONT VIEW

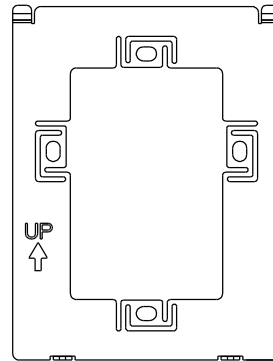
1080mm TO BOTTOM OF PANEL

1200mm MAX TO TOP OF PANEL

ADA Compliance Requirement




GROUND

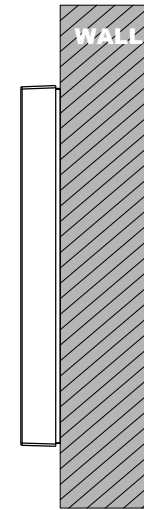


② FRONT VIEW:WALL MOUNTING BRACKET PLACEMENT

1080mm TO BOTTOM OF BRACKET



GROUND



③ SIDE VIEW:INDOOR MONITOR ON WALL

WALL